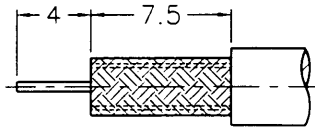
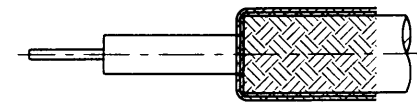


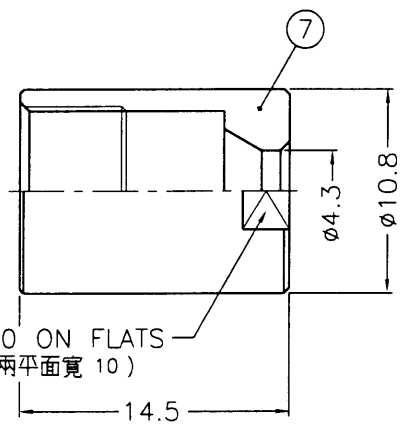
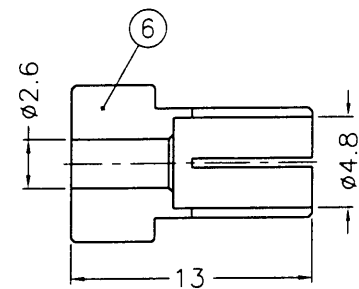
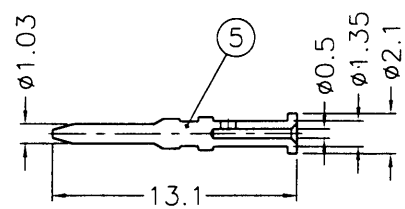
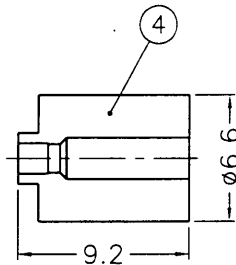
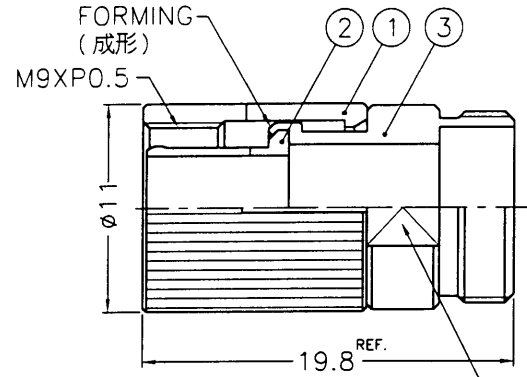
REVISIONS			
ISS	ZONE	DESCRIPTION\PER	REQUES\DATE



RECOMMENDED  
CABLE STRIPPING DIM'S  
(STPE 1)  
(建議剝線尺寸)



(STPE 2)



10 ON FLATS  
(兩平面寬 10)

10 ON FLATS  
(兩平面寬 10)

NOTES: FINISH (PLATING THICKNESS IN MICRO-INCHES)  
 1. BRASS PER QQ-B-626  
 2. NICKEL PL. 100 MIN. THICK OVER COPPER STRIKE  
 3. PHOSPHOR BRONZE PER QQ-B-750  
 4. GOLD PL. 3 MIN. THICK OVER NICKEL PL. 100 MIN. THICK OVER COPPER STRIKE  
 5. TEFLON MIL-P-19468



NO.	DESCRIPTION	MATERIAL	FINISH	Q'TY	DRAWING NO.
7	NUT			1	1566442A1-7-43
6	BRAID CLAMP			1	1566442A1-6-4B/26
5	CONTACT PIN			1	1561121A1-5-21/05
4	INSULATOR		NATURAL	1	1561141A1-4T-75
3	BODY			1	1561141A1-3
2	OUT CONTACT			1	1561121G1-2
1	SHELL			1	1561121G1-1-B

DIMENSIONS ARE IN MILLIMETERS				PART NO.	
UNLESS OTHERWISE SPECIFIED TOLERANCES				APPROVED	
0.5-6	= ±0.2	DATE		05-28-99'	
6-30	= ±0.4	CHECKED		DATE	
30-120	= ±0.6	DATE		05-28-99'	
120-315	= ±1	DRAWN		DATE	
315-1000	= ±1.6	DATE		05-28-99'	
1000-2000	= ±2.4	SCALE		2.5/1	
ISSUE		A		FILE NO.	

**KAI JACK INDUSTRIAL CO., LTD.**  
TAINAN TAIWAN R.O.C.

TITLE: 1.6-5.6 CLAMP PLUG

DRAWING NO. KJ-1561141A1-N/3GT3G-2.5C2V-75

FILE NO. F:\DWG\156\1141A1\2.5C2V-75\N3GT3G

F  
E  
D  
C  
B  
A

F  
E  
D  
C  
E  
A